

Your GMAT® Enhanced Score Report

FOR: Ngoc Pham | GMAT ID: 100003565106 | Philadelphia, United States | Mar 4, 2019 | Appt ID: 345391812


This is NOT an official score report

Overall GMAT Exam Performance

YOUR GMAT TOTAL
SCORE:

700

PERCENTILE RANKING 0 20 40 60 80 100



YOUR IR SCORE:

7

YOUR VERBAL SCORE:

35

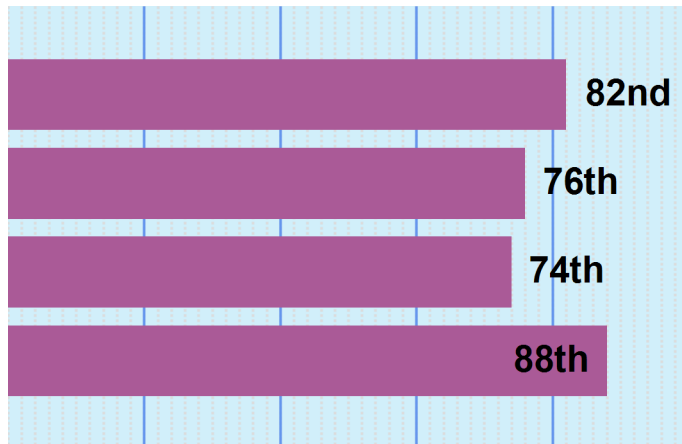
YOUR QUANTITATIVE
SCORE:

49

YOUR AWA SCORE:

6

PERCENTILE RANKING 0 20 40 60 80 100



PERCENTILE RANKINGS COMPARE YOUR PERFORMANCE TO 3 YEARS OF GMAT EXAMS SAMPLE SIZE: 739752

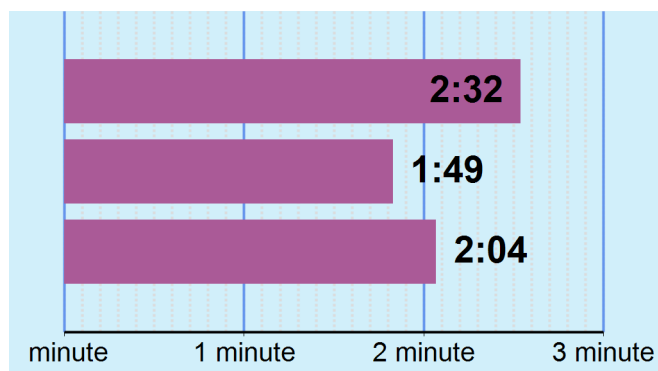
TIME MANAGEMENT BY SECTION

YOUR MEAN RESPONSE TIME PER QUESTION

INTEGRATED
REASONING

VERBAL

QUANTITATIVE



MEAN SCORE

MEAN SCORE:

563.4

(41st percentile)

Definition

The three year mean GMAT Total score is 563.4. This score is better than 41% of GMAT Exam scores recorded in the past three years.

Note: GMAT scores are valid for five years. Even though your score won't change, your percentile ranking may change when compared with a newer pool of applicants. Shifts tend to be gradual over long periods of time.

MEAN TIME

MEAN TIME FOR ALL
TEST TAKERS:

1:56 minutes

Definition

For all GMAT Exam scores recorded in the past three years the mean time to complete a question in the Integrated Reasoning, Verbal, and Quantitative sections is 1:56 minutes.

SUMMARY

- Your GMAT Total score of 700 is higher than 88% of GMAT Exam scores recorded in the past three years.
 - Your Integrated Reasoning score of 7 is higher than 82% of GMAT Exam scores recorded in the past three years.
 - Your Verbal score of 35 is higher than 76% of GMAT Exam scores recorded in the past three years.
 - Your Quantitative score of 49 is higher than 74% of GMAT Exam scores recorded in the past three years.
- Your Quantitative score of 49 and your Verbal score of 35 were used to calculate your GMAT Total score. Especially strong or weak scores on either section significantly impacts the GMAT Total score.

Your GMAT® Enhanced Score Report

FOR: Ngoc Pham | GMAT ID: 100003565106 | Philadelphia, United States | Mar 4, 2019 | Appt ID: 345391812

This is NOT an official score report

Integrated Reasoning Performance

YOUR OVERALL IR SCORE:

7

82nd

PERCENTILE RANKING

0 20 40 60 80 100

PERCENT OF QUESTIONS
YOU ANSWERED
CORRECTLY

78%

PERCENTILE RANKING

0 20 40 60 80 100

PERCENTILE RANKINGS COMPARE YOUR PERFORMANCE TO 3 YEARS OF GMAT EXAMS

TIME MANAGEMENT - INTEGRATED REASONING

YOUR MEAN RESPONSE TIME PER QUESTION

OVERALL SECTION

2:32

CORRECT

2:51

INCORRECT

1:27

minute 1 minute 2 minute 3 minute

MEAN SCORE

MEAN SCORE:

4.41

(35th percentile)

Definition

The three year mean GMAT Integrated Reasoning score is 4.4. This score is better than 35% of GMAT Exam scores recorded in the past three years.

Note: GMAT scores are valid for five years. Even though your score won't change, your percentile ranking may change when compared with a newer pool of applicants. Shifts tend to be gradual over long periods of time.

MEAN TIME

MEAN TIME FOR ALL
TEST TAKERS:

2:23 minutes

Definition

For all GMAT Exam scores recorded in the past three years the mean time to complete a question in the Integrated Reasoning section is 2:23 minutes.

SUMMARY

- Your Integrated Reasoning score of 7 is higher than 82% of GMAT Exam scores recorded in the past three years. The mean score for this section is 4.41.
- Lack of familiarity with the format of the four item types may negatively impact performance in this section.
- You completed 12 of the 12 questions in the Integrated Reasoning section.

Your GMAT® Enhanced Score Report

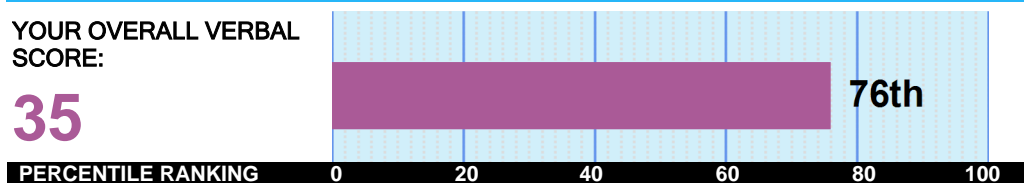
FOR: Ngoc Pham | GMAT ID: 100003565106 | Philadelphia, United States | Mar 4, 2019 | Appt ID: 345391812

This is NOT an official score report

Verbal Section Performance

YOUR OVERALL VERBAL
SCORE:

35



SUB-SECTION RANKINGS

CRITICAL REASONING

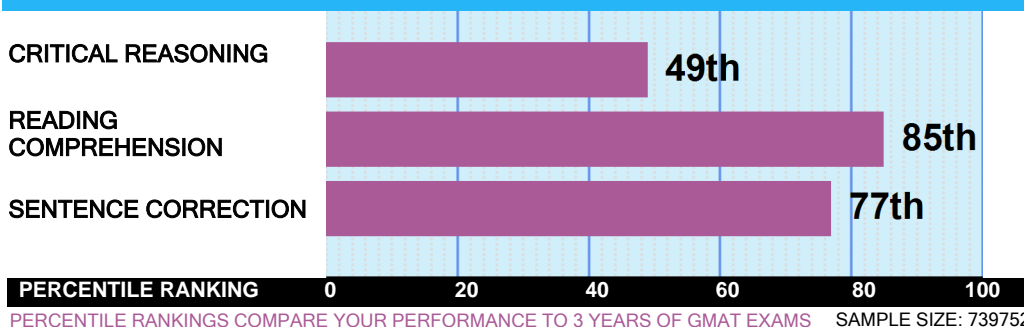
49th

READING
COMPREHENSION

85th

SENTENCE CORRECTION

77th



PERCENTILE RANKINGS COMPARE YOUR PERFORMANCE TO 3 YEARS OF GMAT EXAMS SAMPLE SIZE: 739752

SUB-SECTION TIME MANAGEMENT

YOUR MEAN RESPONSE TIME PER QUESTION

OVERALL VERBAL

1:49

CRITICAL REASONING

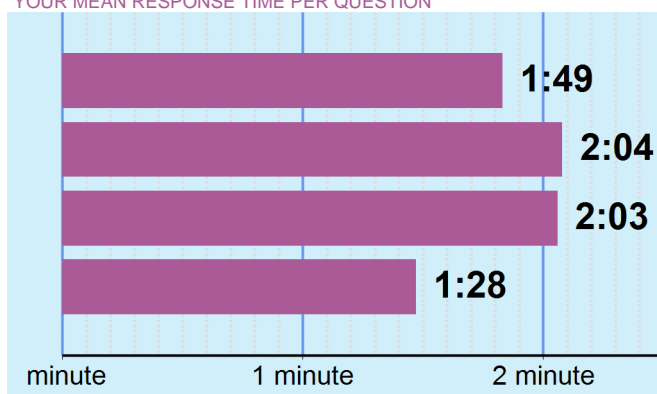
2:04

READING
COMPREHENSION

2:03

SENTENCE CORRECTION

1:28



MEAN SCORE

MEAN SCORE:

27.08

(46th percentile)

Definition

The three year mean GMAT Verbal score is 27.1. This score is better than 46% of GMAT Exam scores recorded in the past three years.

Note: GMAT scores are valid for five years. Even though your score won't change, your percentile ranking may change when compared with a newer pool of applicants. Shifts tend to be gradual over long periods of time.

MEAN TIME

MEAN TIME FOR ALL
TEST TAKERS:

1:44 minutes

Definition

For all GMAT Exam scores recorded in the past three years the mean time to complete a question in the Verbal section is 1:44 minutes.

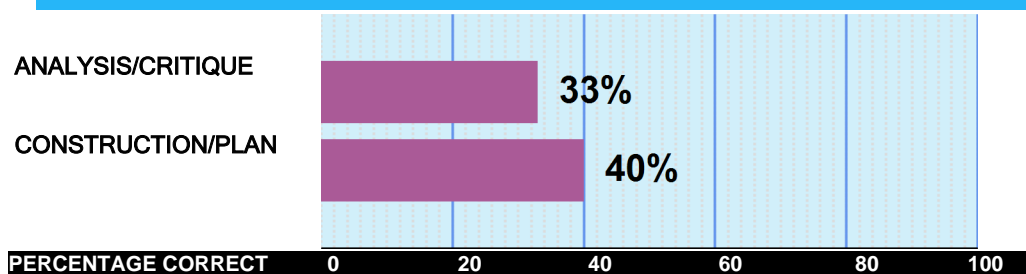
Your GMAT® Enhanced Score Report

FOR: Ngoc Pham | GMAT ID: 100003565106 | Philadelphia, United States | Mar 4, 2019 | Appt ID: 345391812

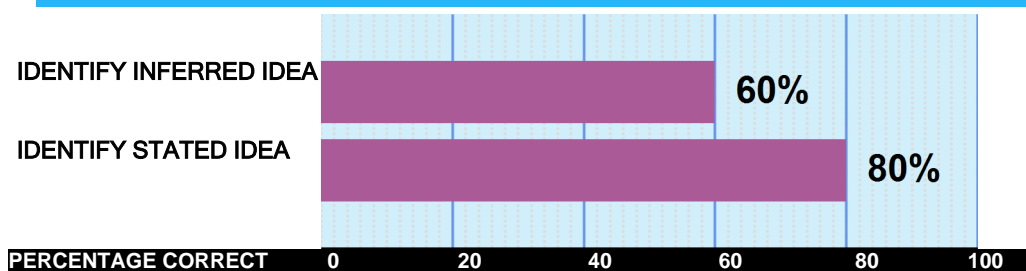
This is NOT an official score report

PERFORMANCE BY FUNDAMENTAL SKILLS

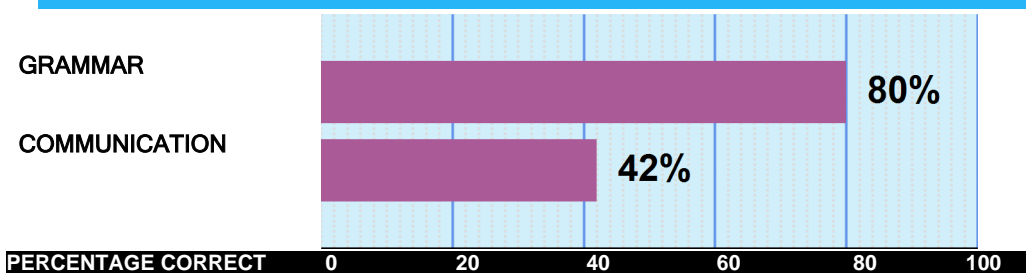
CRITICAL REASONING



READING COMPREHENSION



SENTENCE CORRECTION



Your GMAT® Enhanced Score Report

FOR: Ngoc Pham | GMAT ID: 100003565106 | Philadelphia, United States | Mar 4, 2019 | Appt ID: 345391812

This is NOT an official score report

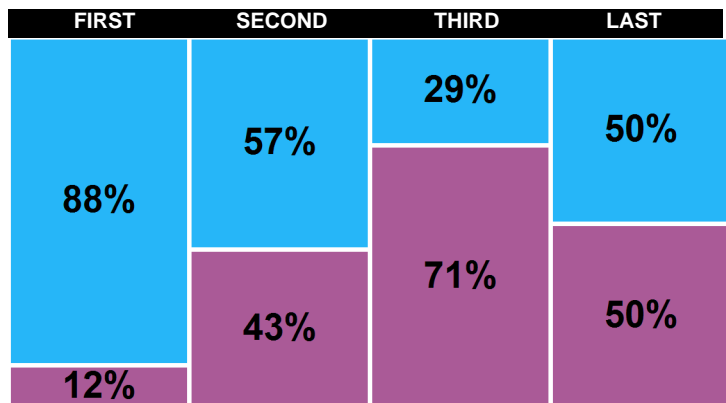
PERCENT CORRECT

YOUR OVERALL VERBAL SCORE:

35

PERCENT OF QUESTIONS ANSWERED CORRECT/INCORRECT

- CORRECT
- INCORRECT

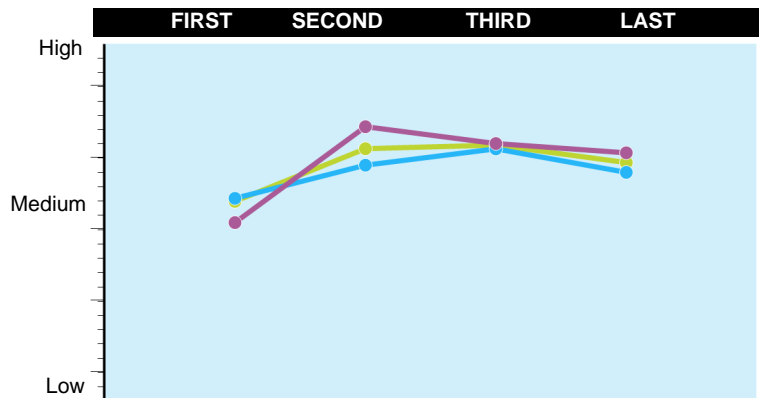


"Each section in this graph represents approximately one quarter of the questions in order of presentation."

AVERAGE DIFFICULTY

AVERAGE DIFFICULTY PER QUESTION

- ALL
- CORRECT
- INCORRECT

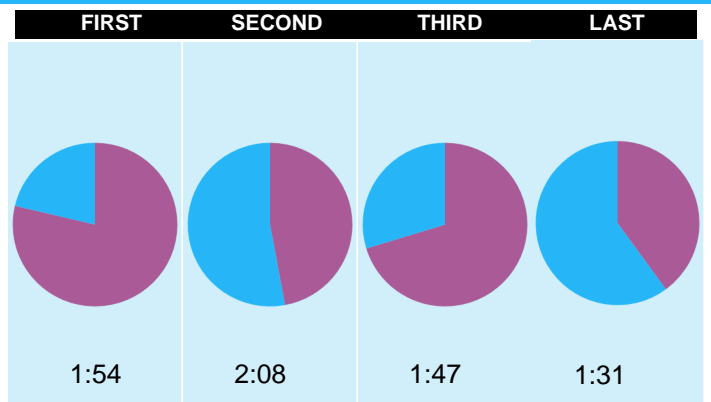


"Each section in this graph represents approximately one quarter of the questions in order of presentation."

PERFORMANCE OVER TIME

AVERAGE TIME PER RESPONSE

- CORRECT
- INCORRECT



"Each section in this graph represents approximately one quarter of the questions in order of presentation."

Your GMAT® Enhanced Score Report

FOR: Ngoc Pham | GMAT ID: 100003565106 | Philadelphia, United States | Mar 4, 2019 | Appt ID: 345391812

This is NOT an official score report

SUMMARY

- Your Verbal score of 35 is higher than 76% of GMAT Exam scores recorded in the past three years. The mean score for this section is 27.08.
- Your performance on Critical Reasoning questions was equivalent to a score of 28, which is better than 49% of GMAT Exam scores recorded in the past three years. The mean score for this sub-section is 27.57.
 - Your performance of 33% on Analysis/Critique questions is considered Weak.
 - Your performance of 40% on Construction/Plan questions is considered Weak.
- Your performance on Reading Comprehension questions was equivalent to a score of 40, which is better than 85% of GMAT Exam scores recorded in the past three years. The mean score for this sub-section is 27.24.
 - Your performance of 60% on Identify Inferred Idea questions is considered Average.
 - Your performance of 80% on Identify Stated Idea questions is considered Above Average.
- Your performance on Sentence Correction questions was equivalent to a score of 36, which is better than 77% of GMAT Exam scores recorded in the past three years. The mean score for this sub-section is 27.27.
 - Your performance of 80% on Grammar questions is considered Above Average.
 - Your performance of 42% on Communication questions is considered Weak.
- You completed 36 questions in the Verbal section.
- You responded correctly to 88% of the first set of questions, 57% of the second set of questions, 29% of the third set of questions and 50% of the final set of questions.
- The average difficulty of questions presented to you in the first set of questions was Medium, the average for the second set of questions was Medium High, the average for the third set of questions was Medium High and was Medium High for the final set of questions.
- The average time it took you to respond to the first set of questions presented was 1:54, the average time for the second set of questions was 2:08, the average time for the third set of questions was 1:47 and 1:31 for the final set of questions.
- Please Note: If you sat for the GMAT exam prior to April 16, 2018 this section contained 41 questions, on or after April 16, 2018 the section consists of 36 questions.

Your GMAT® Enhanced Score Report

FOR: Ngoc Pham | GMAT ID: 100003565106 | Philadelphia, United States | Mar 4, 2019 | Appt ID: 345391812

This is NOT an official score report

Quantitative Section Performance

YOUR OVERALL
QUANTITATIVE SCORE:

49

74th

PERCENTILE RANKING 0 20 40 60 80 100

SUB-SECTION RANKINGS

PROBLEM SOLVING

73rd

DATA SUFFICIENCY

83rd

PERCENTILE RANKING 0 20 40 60 80 100

ARITHMETIC

71st

ALGEBRA/GEOMETRY

84th

PERCENTILE RANKING 0 20 40 60 80 100

PERCENTILE RANKINGS COMPARE YOUR PERFORMANCE TO 3 YEARS OF GMAT EXAMS SAMPLE SIZE: 739752

SUB-SECTION TIME MANAGEMENT

YOUR MEAN RESPONSE TIME PER QUESTION

OVERALL QUANTITATIVE

2:04

PROBLEM SOLVING

2:22

DATA SUFFICIENCY

1:39

ARITHMETIC

2:12

ALGEBRA/GEOMETRY

1:52

minute 1 minute 2 minute

MEAN SCORE

MEAN SCORE:

40.20

(38th percentile)

Definition

The three year mean GMAT Quantitative score is 40.2. This score is better than 38% of GMAT Exam scores recorded in the past three years.

Note: GMAT scores are valid for five years. Even though your score won't change, your percentile ranking may change when compared with a newer pool of applicants. Shifts tend to be gradual over long periods of time.

MEAN TIME

MEAN TIME FOR ALL
TEST TAKERS:

1:55 minutes

Definition

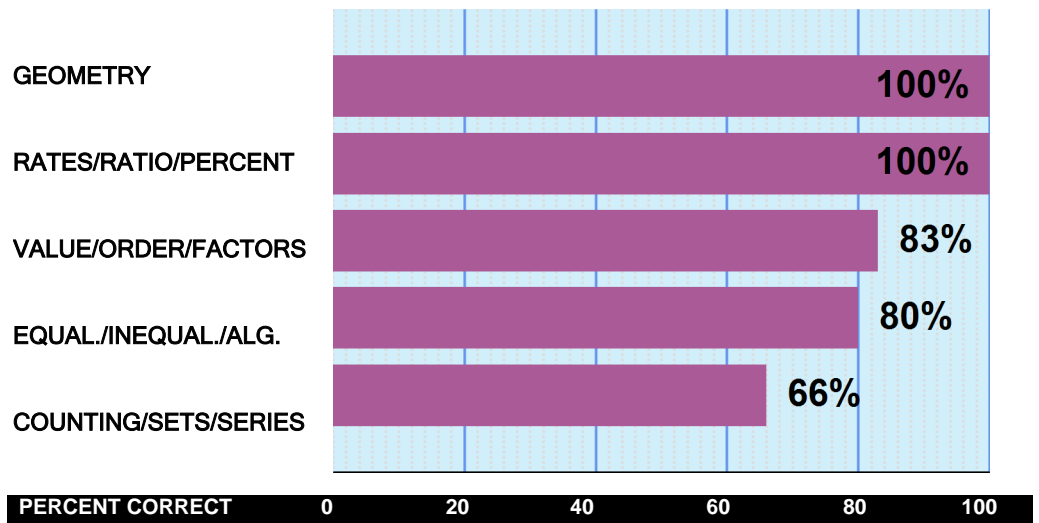
For all GMAT Exam scores recorded in the past three years the mean time to complete a question in the Quantitative sections is 1:55 minutes.

Your GMAT® Enhanced Score Report

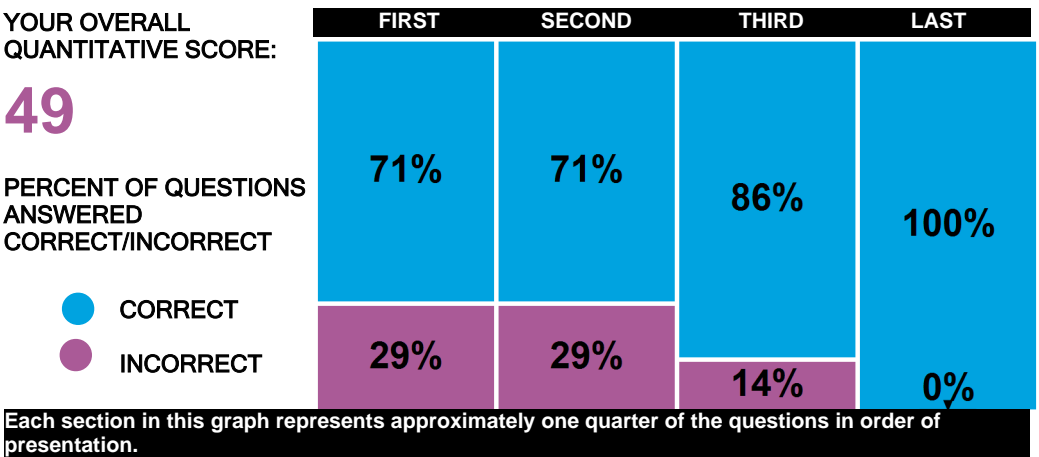
FOR: Ngoc Pham | GMAT ID: 100003565106 | Philadelphia, United States | Mar 4, 2019 | Appt ID: 345391812

This is NOT an official score report

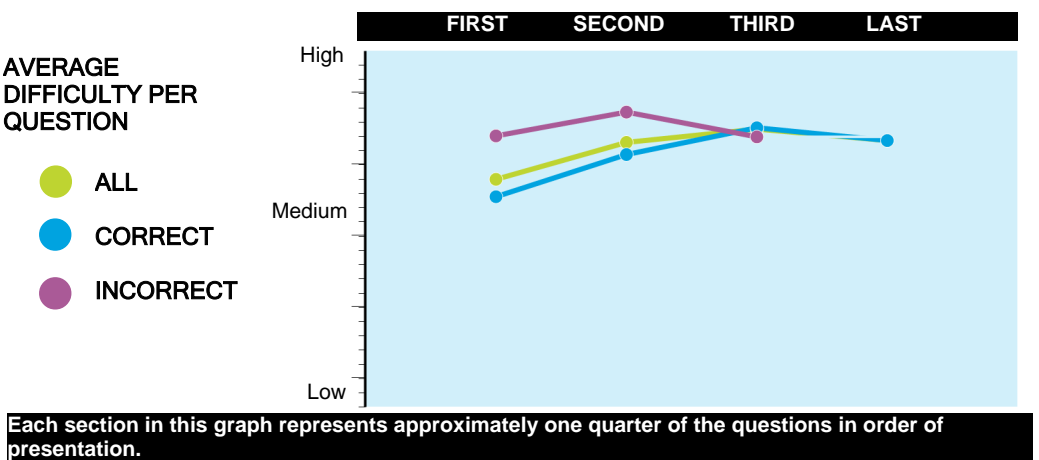
PERFORMANCE BY FUNDAMENTAL SKILLS



PERCENT CORRECT



AVERAGE DIFFICULTY



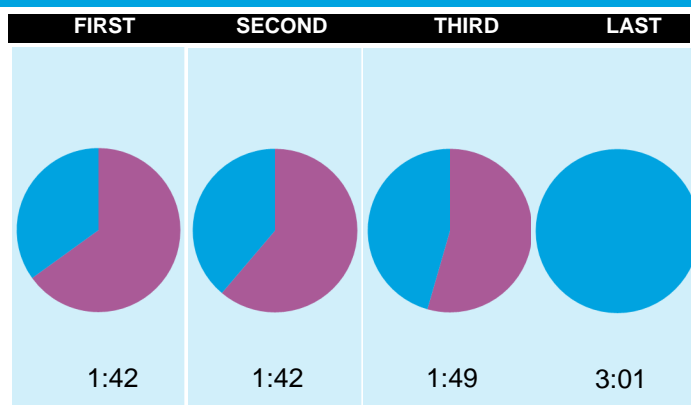
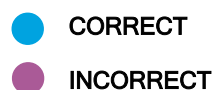
Your GMAT® Enhanced Score Report

FOR: Ngoc Pham | GMAT ID: 100003565106 | Philadelphia, United States | Mar 4, 2019 | Appt ID: 345391812

This is NOT an official score report

TIME MANAGEMENT

AVERAGE TIME PER
RESPONSE



Each section in this graph represents approximately one quarter of the questions in order of presentation.

SUMMARY

- Your Quantitative score of 49 is higher than 74% of GMAT Exam scores recorded in the past three years. The mean score for this section is 40.2.
- Your performance on Problem Solving questions was equivalent to a score of 49. Your score is better than 73% of all sub-section scores recorded in the past three years. The mean for all test takers is 40.2.
- Your performance on Data Sufficiency questions was equivalent to a score of 50. Your score is better than 83% of all sub-section scores recorded in the past three years. The mean for all test takers is 40.17.
- Your performance on Arithmetic questions was equivalent to a score of 49. Your score is better than 71% of all sub-section scores recorded in the past three years. The mean for all test takers is 40.33.
- Your performance on Algebra/Geometry questions was equivalent to a score of 50. Your score is better than 84% of all sub-section scores recorded in the past three years. The mean for all test takers is 40.1.
- Your performance of 100% on Geometry questions is considered Very Strong.
- Your performance of 100% on Rates/Ratio/Percent questions is considered Very Strong.
- Your performance of 83% on Value/Order/Factors questions is considered Strong.
- Your performance of 80% on Equal./Inequal./Alg. questions is considered Above Average.
- Your performance of 66% on Counting/Sets/Series questions is considered Above Average.
- You completed 31 questions in the Quantitative section.
- You responded correctly to 71% of the first set of questions, 71% of the second set of questions, 86% of the third set of questions and 100% of the final set of questions..
- The average difficulty of questions presented to you in the first set of questions was Medium, the average for the second set of questions was Medium High, the average for the third set of questions was Medium High and was Medium High for the final set of questions.
- The average time it took you to respond to the first set of questions presented was 1:42, the average time for the second set of questions was 1:42, the average time for the third set of questions was 1:49 and 3:01 for the final set of questions.
- Please Note: If you sat for the GMAT exam prior to April 16, 2018 this section contained 37 questions, on or after April 16, 2018 the section consists of 31 questions.

Your GMAT® Enhanced Score Report


FOR: Ngoc Pham | GMAT ID: 100003565106 | Philadelphia, United States | Mar 4, 2019 | Appt ID: 345391812

This is NOT an official score report

AWA Section Performance

YOUR OVERALL AWA
SCORE:

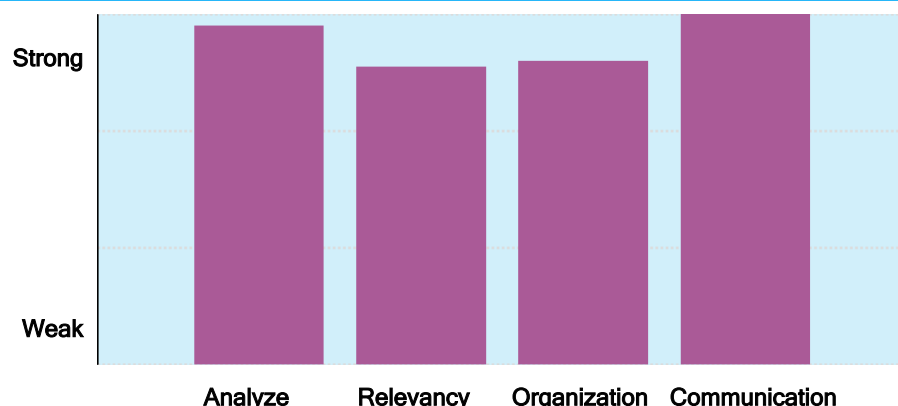
6



PERCENTILE RANKING

0 20 40 60 80 100

SUB-SECTION RANKINGS



MEAN SCORE

MEAN SCORE:

4.49

(17th percentile)

Definition

The three year mean GMAT Verbal score is 4.5. This score is better than 17% of GMAT Exam scores recorded in the past three years.

Note: GMAT scores are valid for five years. Even though your score won't change, your percentile ranking may change when compared with a newer pool of applicants. Shifts tend to be gradual over long periods of time.

SUMMARY

- *Please Note:
 - The AWA Sub-Section Ratings included in the GMAT Enhanced Score Report rely on computer scoring and do not reflect the human input that contributes to your official GMAT score.
- Analysis
 - You identified and analyzed important features of the argument with clarity and insight.
- Relevancy
 - You effectively supported the main points of your critique.
- Organization
 - You developed, organized and effectively transitioned between ideas.
- Communication
 - Your essay demonstrated superior control of language and the conventions of standard written English.