

Your GMAT® Enhanced Score Report

FOR: Ngoc Pham | GMAT ID: 100003565106 | Philadelphia, United States | Dec 1, 2018 | Appt ID: 342065032

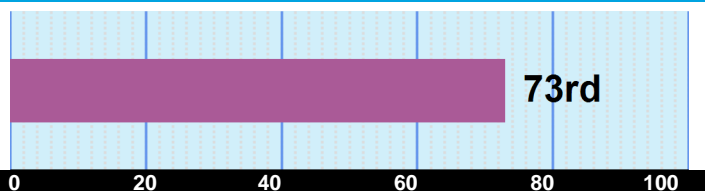
This is NOT an official score report

Overall GMAT Exam Performance

YOUR GMAT TOTAL
SCORE:

650

PERCENTILE RANKING



YOUR IR SCORE:

4

YOUR VERBAL SCORE:

35

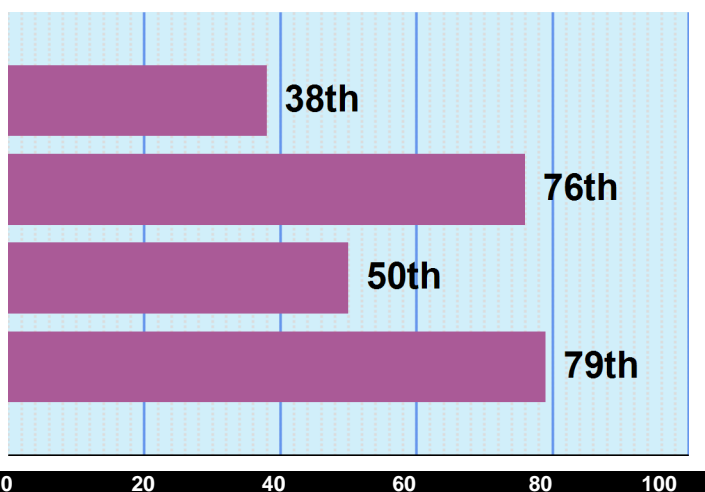
YOUR QUANTITATIVE
SCORE:

44

YOUR AWA SCORE:

5

PERCENTILE RANKING



PERCENTILE RANKINGS COMPARE YOUR PERFORMANCE TO 3 YEARS OF GMAT EXAMS SAMPLE SIZE: 761738

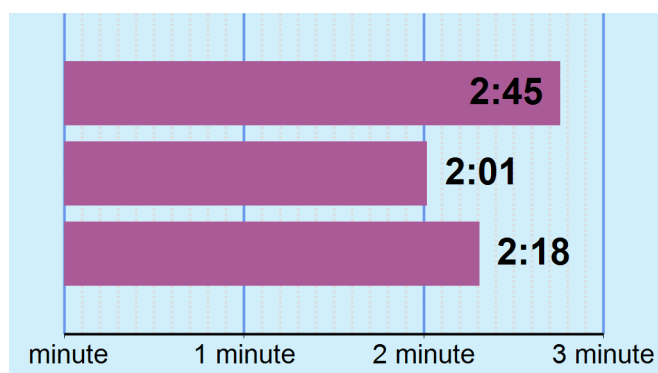
TIME MANAGEMENT BY SECTION

YOUR MEAN RESPONSE TIME PER QUESTION

INTEGRATED
REASONING

VERBAL

QUANTITATIVE



MEAN SCORE

MEAN SCORE:

561.3

(42nd percentile)

Definition

The three year mean GMAT Total score is 561.3. This score is better than 42% of GMAT Exam scores recorded in the past three years.

Note: GMAT scores are valid for five years. Even though your score won't change, your percentile ranking may change when compared with a newer pool of applicants. Shifts tend to be gradual over long periods of time.

MEAN TIME

MEAN TIME FOR ALL
TEST TAKERS:

1:54 minutes

Definition

For all GMAT Exam scores recorded in the past three years the mean time to complete a question in the Integrated Reasoning, Verbal, and Quantitative sections is 1:54 minutes.

SUMMARY

- Your GMAT Total score of 650 is higher than 73% of GMAT Exam scores recorded in the past three years.
 - Your Integrated Reasoning score of 4 is higher than 38% of GMAT Exam scores recorded in the past three years.
 - Your Verbal score of 35 is higher than 76% of GMAT Exam scores recorded in the past three years.
 - Your Quantitative score of 44 is higher than 50% of GMAT Exam scores recorded in the past three years.
- Your Quantitative score of 44 and your Verbal score of 35 were used to calculate your GMAT Total score. Especially strong or weak scores on either section significantly impacts the GMAT Total score.

Your GMAT® Enhanced Score Report

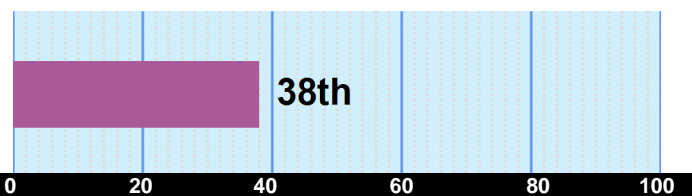
FOR: Ngoc Pham | GMAT ID: 100003565106 | Philadelphia, United States | Dec 1, 2018 | Appt ID: 342065032

This is NOT an official score report

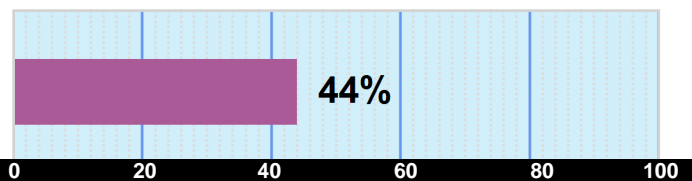
Integrated Reasoning Performance

YOUR OVERALL IR SCORE:

4



PERCENT OF QUESTIONS
YOU ANSWERED
CORRECTLY

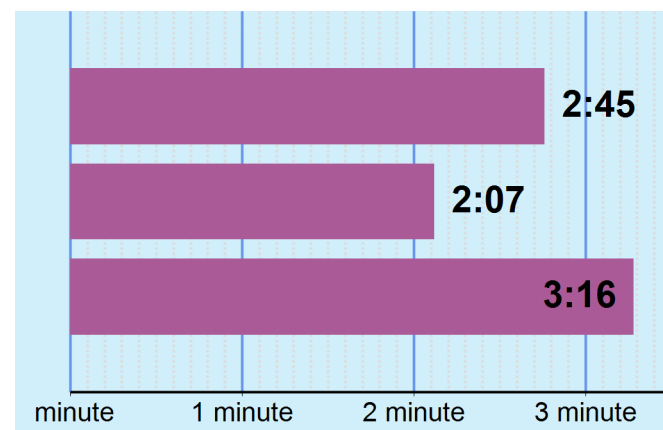


PERCENTILE RANKINGS COMPARE YOUR PERFORMANCE TO 3 YEARS OF GMAT EXAMS

TIME MANAGEMENT - INTEGRATED REASONING

YOUR MEAN RESPONSE TIME PER QUESTION

OVERALL SECTION



CORRECT

INCORRECT

MEAN SCORE

MEAN SCORE:

4.29

(38th percentile)

Definition

The three year mean GMAT Integrated Reasoning score is 4.3. This score is better than 38% of GMAT Exam scores recorded in the past three years.

Note: GMAT scores are valid for five years. Even though your score won't change, your percentile ranking may change when compared with a newer pool of applicants. Shifts tend to be gradual over long periods of time.

MEAN TIME

MEAN TIME FOR ALL
TEST TAKERS:

2:25 minutes

Definition

For all GMAT Exam scores recorded in the past three years the mean time to complete a question in the Integrated Reasoning section is 2:25 minutes.

SUMMARY

- Your Integrated Reasoning score of 4 is higher than 38% of GMAT Exam scores recorded in the past three years. The mean score for this section is 4.29.
- Lack of familiarity with the format of the four item types may negatively impact performance in this section.
- You completed 12 of the 12 questions in the Integrated Reasoning section.

Your GMAT® Enhanced Score Report

FOR: Ngoc Pham | GMAT ID: 100003565106 | Philadelphia, United States | Dec 1, 2018 | Appt ID: 342065032

This is NOT an official score report

Verbal Section Performance

YOUR OVERALL VERBAL
SCORE:

35

PERCENTILE RANKING

0 20 40 60 80 100

76th

SUB-SECTION RANKINGS

CRITICAL REASONING

82nd

READING
COMPREHENSION

68th

SENTENCE CORRECTION

87th

PERCENTILE RANKING

0 20 40 60 80 100

PERCENTILE RANKINGS COMPARE YOUR PERFORMANCE TO 3 YEARS OF GMAT EXAMS SAMPLE SIZE: 761738

SUB-SECTION TIME MANAGEMENT

YOUR MEAN RESPONSE TIME PER QUESTION

OVERALL VERBAL

2:01

CRITICAL REASONING

2:00

READING
COMPREHENSION

2:44

SENTENCE CORRECTION

1:21

minute 1 minute 2 minute 3 minute

MEAN SCORE

MEAN SCORE:

27.04

(46th percentile)

Definition

The three year mean GMAT Verbal score is 27.0. This score is better than 46% of GMAT Exam scores recorded in the past three years.

Note: GMAT scores are valid for five years. Even though your score won't change, your percentile ranking may change when compared with a newer pool of applicants. Shifts tend to be gradual over long periods of time.

MEAN TIME

MEAN TIME FOR ALL
TEST TAKERS:

1:43 minutes

Definition

For all GMAT Exam scores recorded in the past three years the mean time to complete a question in the Verbal section is 1:43 minutes.

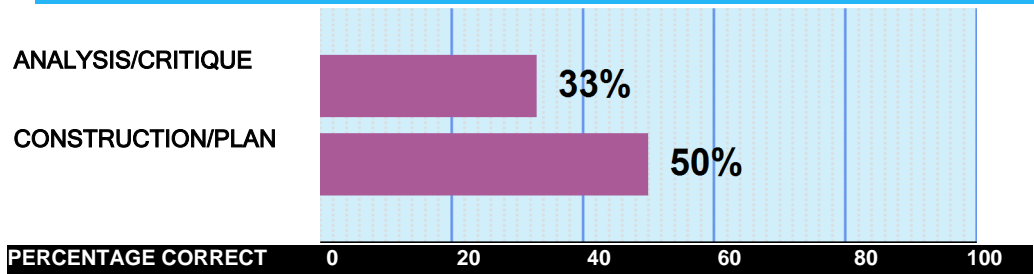
Your GMAT® Enhanced Score Report

FOR: Ngoc Pham | GMAT ID: 100003565106 | Philadelphia, United States | Dec 1, 2018 | Appt ID: 342065032

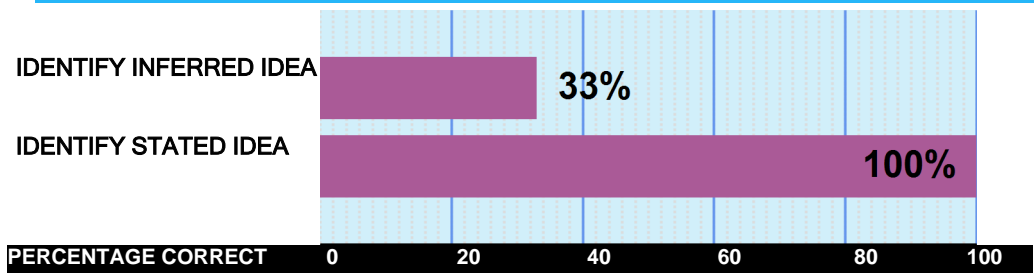
This is NOT an official score report

PERFORMANCE BY FUNDAMENTAL SKILLS

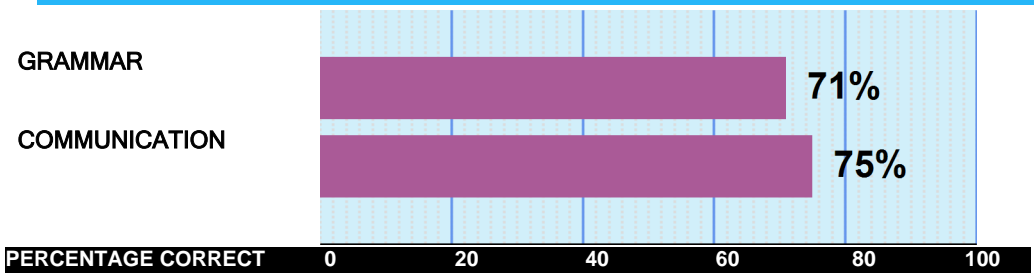
CRITICAL REASONING



READING COMPREHENSION



SENTENCE CORRECTION



Your GMAT® Enhanced Score Report

FOR: Ngoc Pham | GMAT ID: 100003565106 | Philadelphia, United States | Dec 1, 2018 | Appt ID: 342065032

This is NOT an official score report

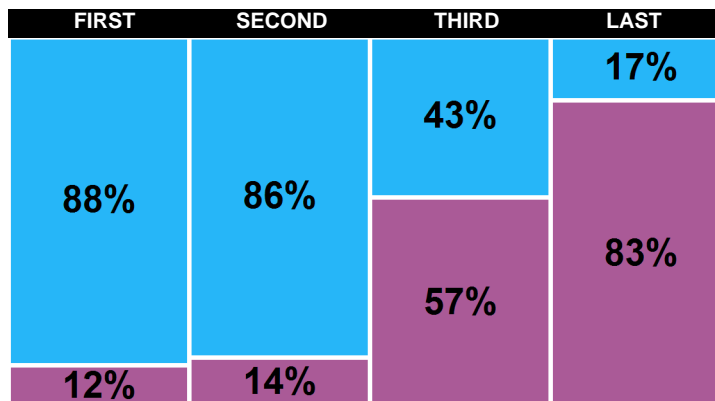
PERCENT CORRECT

YOUR OVERALL VERBAL
SCORE:

35

PERCENT OF QUESTIONS
ANSWERED
CORRECT/INCORRECT

- CORRECT
- INCORRECT

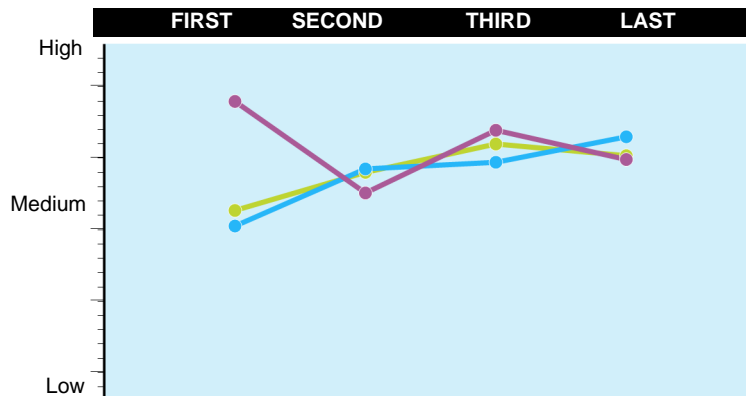


"Each section in this graph represents approximately one quarter of the questions in order of presentation."

AVERAGE DIFFICULTY

AVERAGE
DIFFICULTY PER
QUESTION

- ALL
- CORRECT
- INCORRECT

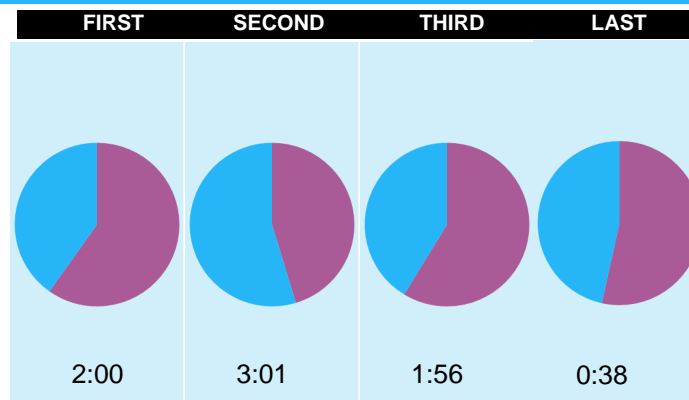


"Each section in this graph represents approximately one quarter of the questions in order of presentation."

PERFORMANCE OVER TIME

AVERAGE TIME PER
RESPONSE

- CORRECT
- INCORRECT



"Each section in this graph represents approximately one quarter of the questions in order of presentation."

Your GMAT® Enhanced Score Report

FOR: Ngoc Pham | GMAT ID: 100003565106 | Philadelphia, United States | Dec 1, 2018 | Appt ID: 342065032

This is NOT an official score report

SUMMARY

- Your Verbal score of 35 is higher than 76% of GMAT Exam scores recorded in the past three years. The mean score for this section is 27.04.
- Your performance on Critical Reasoning questions was equivalent to a score of 39, which is better than 82% of GMAT Exam scores recorded in the past three years. The mean score for this sub-section is 27.59.
 - Your performance of 33% on Analysis/Critique questions is considered Weak.
 - Your performance of 50% on Construction/Plan questions is considered Weak.
- Your performance on Reading Comprehension questions was equivalent to a score of 34, which is better than 68% of GMAT Exam scores recorded in the past three years. The mean score for this sub-section is 27.29.
 - Your performance of 33% on Identify Inferred Idea questions is considered Weak.
 - Your performance of 100% on Identify Stated Idea questions is considered Very Strong.
- Your performance on Sentence Correction questions was equivalent to a score of 40, which is better than 87% of GMAT Exam scores recorded in the past three years. The mean score for this sub-section is 27.19.
 - Your performance of 71% on Grammar questions is considered Above Average.
 - Your performance of 75% on Communication questions is considered Above Average.
- You completed 33 questions in the Verbal section.
- You responded correctly to 88% of the first set of questions, 86% of the second set of questions, 43% of the third set of questions and 17% of the final set of questions.
- The average difficulty of questions presented to you in the first set of questions was Medium, the average for the second set of questions was Medium, the average for the third set of questions was Medium High and was Medium High for the final set of questions.
- The average time it took you to respond to the first set of questions presented was 2:00, the average time for the second set of questions was 3:01, the average time for the third set of questions was 1:56 and 0:38 for the final set of questions.
- Please Note: If you sat for the GMAT exam prior to April 16, 2018 this section contained 41 questions, on or after April 16, 2018 the section consists of 36 questions.

Your GMAT® Enhanced Score Report

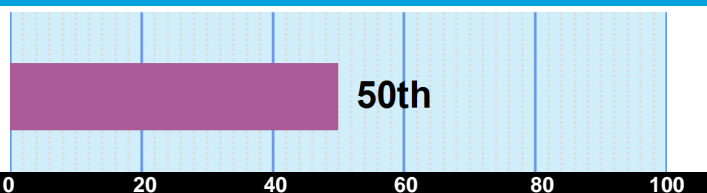
FOR: Ngoc Pham | GMAT ID: 100003565106 | Philadelphia, United States | Dec 1, 2018 | Appt ID: 342065032

This is NOT an official score report

Quantitative Section Performance

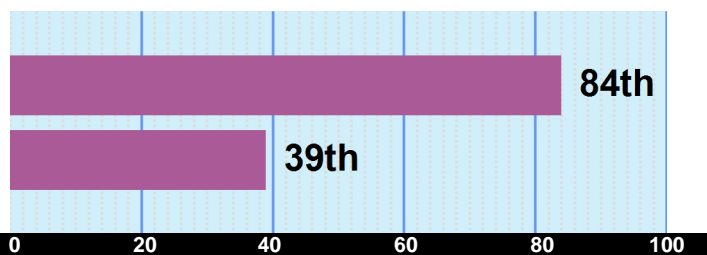
YOUR OVERALL
QUANTITATIVE SCORE:

44



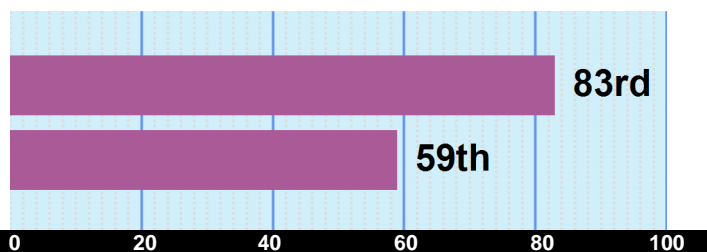
SUB-SECTION RANKINGS

PROBLEM SOLVING



DATA SUFFICIENCY

ARITHMETIC



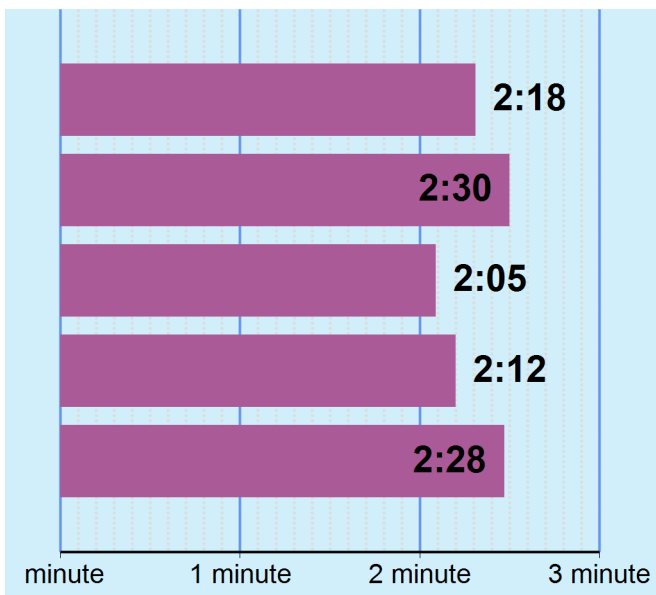
ALGEBRA/GEOMETRY

PERCENTILE RANKINGS COMPARE YOUR PERFORMANCE TO 3 YEARS OF GMAT EXAMS SAMPLE SIZE: 761738

SUB-SECTION TIME MANAGEMENT

YOUR MEAN RESPONSE TIME PER QUESTION

OVERALL QUANTITATIVE



PROBLEM SOLVING

DATA SUFFICIENCY

ARITHMETIC

ALGEBRA/GEOMETRY

MEAN SCORE

MEAN SCORE:

39.93

(35th percentile)

Definition

The three year mean GMAT Quantitative score is 39.9. This score is better than 35% of GMAT Exam scores recorded in the past three years.

Note: GMAT scores are valid for five years. Even though your score won't change, your percentile ranking may change when compared with a newer pool of applicants. Shifts tend to be gradual over long periods of time.

MEAN TIME

MEAN TIME FOR ALL
TEST TAKERS:

1:55 minutes

Definition

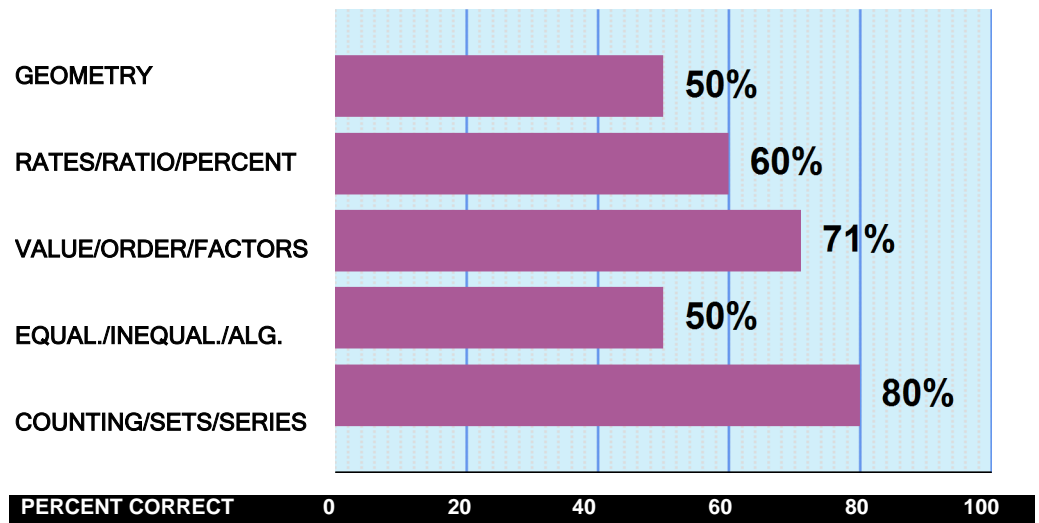
For all GMAT Exam scores recorded in the past three years the mean time to complete a question in the Quantitative sections is 1:55 minutes.

Your GMAT® Enhanced Score Report

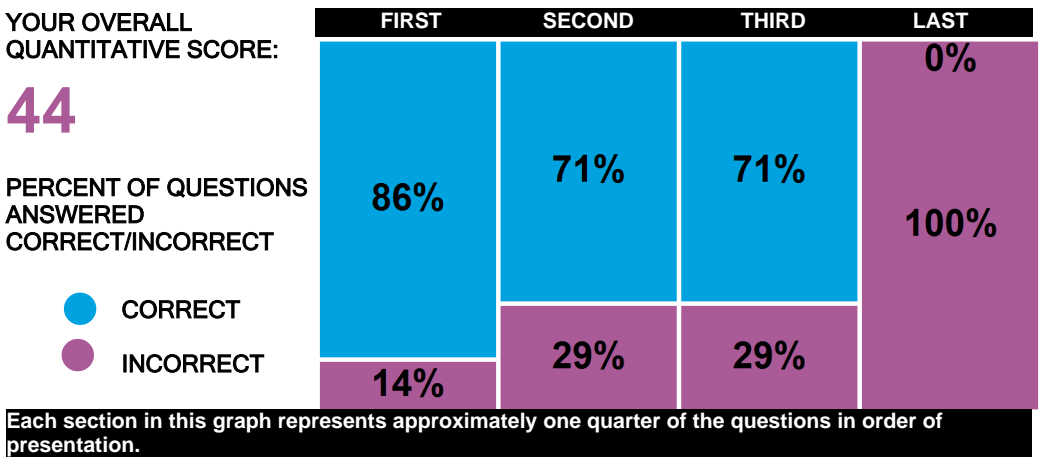
FOR: Ngoc Pham | GMAT ID: 100003565106 | Philadelphia, United States | Dec 1, 2018 | Appt ID: 342065032

This is NOT an official score report

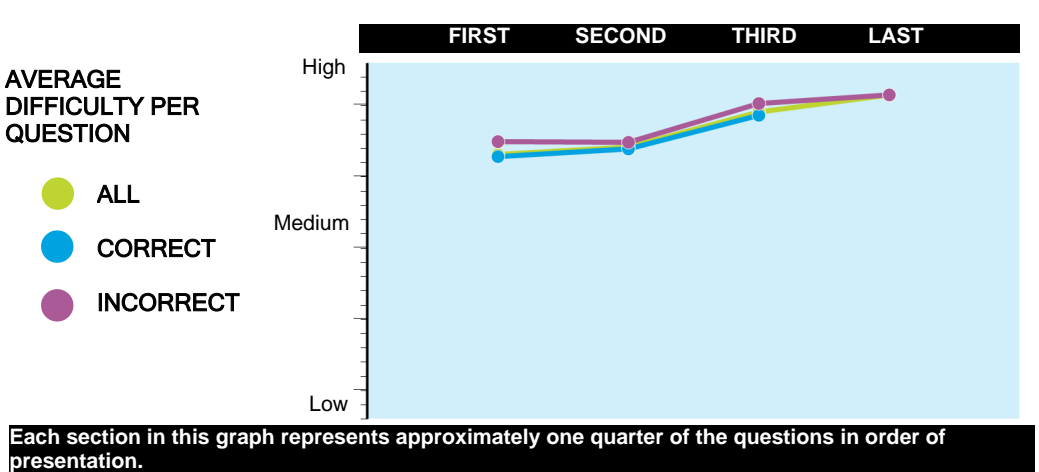
PERFORMANCE BY FUNDAMENTAL SKILLS



PERCENT CORRECT



AVERAGE DIFFICULTY



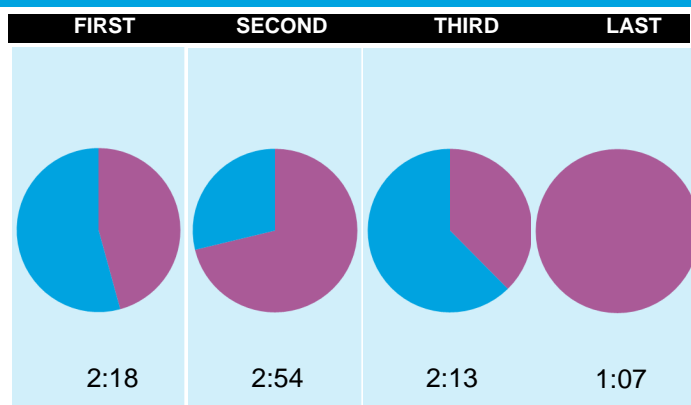
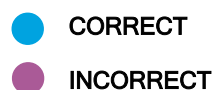
Your GMAT® Enhanced Score Report

FOR: Ngoc Pham | GMAT ID: 100003565106 | Philadelphia, United States | Dec 1, 2018 | Appt ID: 342065032

This is NOT an official score report

TIME MANAGEMENT

AVERAGE TIME PER
RESPONSE



Each section in this graph represents approximately one quarter of the questions in order of presentation.

SUMMARY

- Your Quantitative score of 44 is higher than 50% of GMAT Exam scores recorded in the past three years. The mean score for this section is 39.93.
- Your performance on Problem Solving questions was equivalent to a score of 50. Your score is better than 84% of all sub-section scores recorded in the past three years. The mean for all test takers is 39.91.
- Your performance on Data Sufficiency questions was equivalent to a score of 41. Your score is better than 39% of all sub-section scores recorded in the past three years. The mean for all test takers is 39.94.
- Your performance on Arithmetic questions was equivalent to a score of 50. Your score is better than 83% of all sub-section scores recorded in the past three years. The mean for all test takers is 40.02.
- Your performance on Algebra/Geometry questions was equivalent to a score of 47. Your score is better than 59% of all sub-section scores recorded in the past three years. The mean for all test takers is 39.88.
- Your performance of 50% on Geometry questions is considered Weak.
- Your performance of 60% on Rates/Ratio/Percent questions is considered Average.
- Your performance of 71% on Value/Order/Factors questions is considered Above Average.
- Your performance of 50% on Equal./Inequal./Alg. questions is considered Weak.
- Your performance of 80% on Counting/Sets/Series questions is considered Above Average.
- You completed 27 questions in the Quantitative section.
- You responded correctly to 86% of the first set of questions, 71% of the second set of questions, 71% of the third set of questions and 0% of the final set of questions..
- The average difficulty of questions presented to you in the first set of questions was Medium High, the average for the second set of questions was Medium High, the average for the third set of questions was High and was High for the final set of questions.
- The average time it took you to respond to the first set of questions presented was 2:18, the average time for the second set of questions was 2:54, the average time for the third set of questions was 2:13 and 1:07 for the final set of questions.
- Please Note: If you sat for the GMAT exam prior to April 16, 2018 this section contained 37 questions, on or after April 16, 2018 the section consists of 31 questions.

Your GMAT® Enhanced Score Report

FOR: Ngoc Pham | GMAT ID: 100003565106 | Philadelphia, United States | Dec 1, 2018 | Appt ID: 342065032

This is NOT an official score report

AWA Section Performance

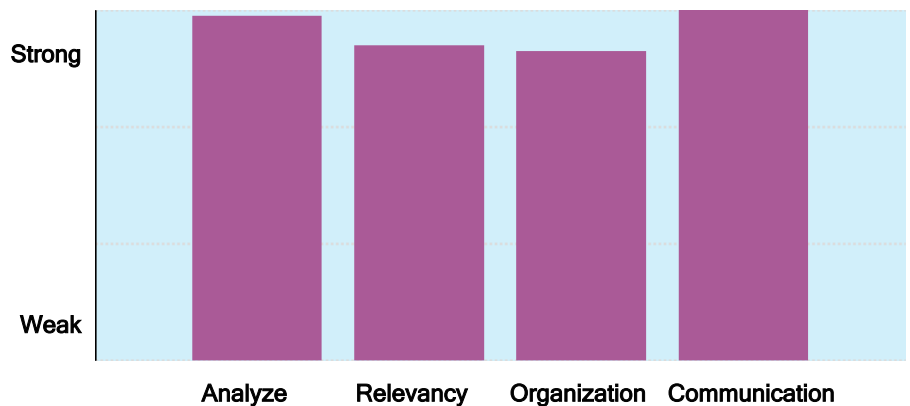
YOUR OVERALL AWA
SCORE:

5.5



PERCENTILE RANKING 0 20 40 60 80 100

SUB-SECTION RANKINGS



MEAN SCORE

MEAN SCORE:

4.48
(17th percentile)

Definition

The three year mean GMAT Verbal score is 4.5. This score is better than 17% of GMAT Exam scores recorded in the past three years.

Note: GMAT scores are valid for five years. Even though your score won't change, your percentile ranking may change when compared with a newer pool of applicants. Shifts tend to be gradual over long periods of time.

SUMMARY

- Analysis
 - You identified and analyzed important features of the argument with clarity and insight.
- Relevancy
 - You effectively supported the main points of your critique.
- Organization
 - You developed, organized and effectively transitioned between ideas.
- Communication
 - Your essay demonstrated superior control of language and the conventions of standard written English.